

(Please read instructions before preparing Form)

OMB Number: 3235-0123,
3235-0749
Estimated average burden hours
per response: 12.00 (3235-
0123) 16.00 (3235-0749)

This report is being filed by a/an:

- 1) Broker-dealer not registered as an SBSD or MSBSP
(stand-alone broker-dealer) 12000
- 2) Broker-dealer registered as an SBSD (broker-dealer SBSD) 12001
- 3) Broker-dealer registered as an MSBSP (broker-dealer MSBSP) 12002
- 4) SBSD without a prudential regulator and not registered as a broker-dealer (stand-alone SBSD) 12003
- 5) MSBSP without a prudential regulator and not registered as a broker-dealer (stand-alone MSBSP) ... 12004
- Check here if respondent is an OTC derivatives dealer 12005

This report is being filed by a: Firm authorized to use models 12006 U.S. person 12007 Non-U.S. person 12008

This report is being filed pursuant to (check applicable block(s)):

- 1) Rule 17a-5(a) 16
- 2) Rule 17a-5(b) 17
- 3) Special request by DEA or the Commission 19
- 4) Rule 18a-7 12999
- 5) Other (explain: _____) 26

NAME OF REPORTING ENTITY

SEC FILE NO.

TRUIST SECURITIES, INC. 13

8-17212 14

ADDRESS OF PRINCIPAL PLACE OF BUSINESS (Do not use P.O. Box No.)

FIRM ID NO.

3333 PEACHTREE ROAD, N.E., ATLANTA FINANCIAL CENTER, SOUTH TOWER, 9TH FLOOR 15

6271 15

(No. and Street)

FOR PERIOD BEGINNING (MM/DD/YY)

ATLANTA 21 GA 22 30326 23

10/01/2021 24

(City) (State/Province) (Zip Code)

AND ENDING (MM/DD/YY)

United States of America 12009

12/31/2021 25

(Country)

NAME OF PERSON TO CONTACT IN REGARD TO THIS REPORT EMAIL ADDRESS

(AREA CODE) TELEPHONE NO.

Daylea DuVall 30 daylea.duvall@truist.com

12010 (0 31

NAME(S) OF SUBSIDIARIES OR AFFILIATES CONSOLIDATED IN THIS REPORT

OFFICIAL USE

_____ 32

_____ 33

_____ 34

_____ 35

_____ 36

_____ 37

_____ 38

_____ 39


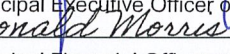
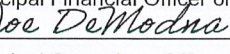
Is this report consolidated or unconsolidated? Consolidated 198 Unconsolidated 199

Does respondent carry its own customer or security-based swap customer accounts? Yes 40 No 41

Check here if respondent is filing an audited report N 42

EXECUTION: The registrant submitting this Form and its attachments and the person(s) by whom it is executed represent hereby that all information contained therein is true, correct and complete. It is understood that all required items, statements, and schedules are considered integral parts of this Form and that the submission of any amendment represents that all unamended items, statements, and schedules remain true, correct and complete as previously submitted.

Dated the _____ day of _____, 20_____.

Signatures of:
1)  _____
Principal Executive Officer or Comparable Officer
2)  _____
Principal Financial Officer or Comparable Officer
3)  _____
Principal Operations Officer or Comparable Officer

Names of:
John Gregg 12011
Principal Executive Officer or Comparable Officer
Donald Morris 12012
Principal Financial Officer or Comparable Officer
Joe DeModna 12013
Principal Operations Officer or Comparable Officer

ATTENTION: Intentional misstatements and/or omissions of facts constitute federal criminal violations. (See 18 U.S.C. 1001 and 15 U.S.C. 78ff(a).)

OMB Approval

OMB Number: 3235-0123,
3235-0749
Estimated average burden hours
per response: 12.00 (3235-
0123) 16.00 (3235-0749)

(Please read instructions before preparing Form)

This report is being filed by a/an:

- 1) Broker-dealer not registered as an SBSD or MSBSP
(stand-alone broker-dealer) 12000
- 2) Broker-dealer registered as an SBSD (broker-dealer SBSD) 12001
- 3) Broker-dealer registered as an MSBSP (broker-dealer MSBSP) 12002
- 4) SBSD without a prudential regulator and not registered as a broker-dealer (stand-alone SBSD) 12003
- 5) MSBSP without a prudential regulator and not registered as a broker-dealer (stand-alone MSBSP) ... 12004
- Check here if respondent is an OTC derivatives dealer 12005

This report is being filed by a: Firm authorized to use models 12006 U.S. person 12007 Non-U.S. person 12008

This report is being filed pursuant to (check applicable block(s)):

- 1) Rule 17a-5(a) 16
- 2) Rule 17a-5(b) 17
- 3) Special request by DEA or the Commission 19
- 4) Rule 18a-7 12999
- 5) Other (explain: _____) 26

NAME OF REPORTING ENTITY	SEC FILE NO.
TRUIST SECURITIES, INC. <input type="checkbox"/> 13	8-17212 <input type="checkbox"/> 14
ADDRESS OF PRINCIPAL PLACE OF BUSINESS (Do not use P.O. Box No.)	FIRM ID NO.
3333 PEACHTREE ROAD, N.E., ATLANTA FINANCIAL CENTER, SOUTH TOWER, 9TH FLOOR <input type="checkbox"/> 18	6271 <input type="checkbox"/> 15
(No. and Street)	FOR PERIOD BEGINNING (MM/DD/YY)
ATLANTA <input type="checkbox"/> 21 GA <input type="checkbox"/> 22 30326 <input type="checkbox"/> 23	10/01/2021 <input type="checkbox"/> 24
(City) (State/Province) (Zip Code)	AND ENDING (MM/DD/YY)
United States of America <input type="checkbox"/> 12009	12/31/2021 <input type="checkbox"/> 25
(Country)	

NAME OF PERSON TO CONTACT IN REGARD TO THIS REPORT	EMAIL ADDRESS	(AREA CODE) TELEPHONE NO.
Daylea DuVall <input type="checkbox"/> 30	daylea.duvall@truist.com	12010 (0 <input type="checkbox"/> 31
NAME(S) OF SUBSIDIARIES OR AFFILIATES CONSOLIDATED IN THIS REPORT	OFFICIAL USE	
_____ <input type="checkbox"/> 32	_____ <input type="checkbox"/> 33	
_____ <input type="checkbox"/> 34	_____ <input type="checkbox"/> 35	
_____ <input type="checkbox"/> 36	_____ <input type="checkbox"/> 37	
_____ <input type="checkbox"/> 38	_____ <input type="checkbox"/> 39	

Is this report consolidated or unconsolidated? Consolidated 198 Unconsolidated 199

Does respondent carry its own customer or security-based swap customer accounts? Yes 40 No 41

Check here if respondent is filing an audited report 42

EXECUTION: The registrant submitting this Form and its attachments and the person(s) by whom it is executed represent hereby that all information contained therein is true, correct and complete. It is understood that all required items, statements, and schedules are considered integral parts of this Form and that the submission of any amendment represents that all unamended items, statements, and schedules remain true, correct and complete as previously submitted.

Dated the _____ day of _____, 20____.

Signatures of:	Names of:
1) _____	John Gregg <input type="checkbox"/> 12011
Principal Executive Officer or Comparable Officer	Principal Executive Officer or Comparable Officer
2) _____	Donald Morris <input type="checkbox"/> 12012
Principal Financial Officer or Comparable Officer	Principal Financial Officer or Comparable Officer
3) _____	Joe DeModna <input type="checkbox"/> 12013
Principal Operations Officer or Comparable Officer	Principal Operations Officer or Comparable Officer

ATTENTION: Intentional misstatements and/or omissions of facts constitute federal criminal violations. (See 18 U.S.C. 1001 and 15 U.S.C. 78ff(a).)

FOCUS
Report
Part II

Items on this page to be reported by a: Stand-Alone Broker-Dealer
Stand-Alone SBSD
Broker-Dealer SBSD
Stand-Alone MSBSP
Broker-Dealer MSBSP

ASSETS

<u>Assets</u>	<u>Allowable</u>	<u>Non-Allowable</u>	<u>Total</u>
1. Cash	\$ 50,473,138 200	\$ 12014	\$ 50,473,138 750
2. Cash segregated in compliance with federal and other regulations	\$ 0 210		\$ 0 760
3. Receivables from brokers/dealers and clearing organizations organizations			
A. Failed to deliver			
1. Includible in segregation requirement under 17 CFR 240.15c3-3 and its appendices or 17 CFR 240.18a-4 and 18a-4a	\$ 10,231,908 220		
2. Other	\$ 13,953,364 230		\$ 24,185,272 770
B. Securities borrowed			
1. Includible in segregation requirement under 17 CFR 240.15c3-3 and its appendices or 17 CFR 240.18a-4 and 18a-4a	\$ 0 240		
2. Other	\$ 568,360,578 250		\$ 568,360,578 780
C. Omnibus accounts			
1. Includible in segregation requirement under 17 CFR 240.15c3-3 and its appendices or 17 CFR 240.18a-4 and 18a-4a	\$ 0 260		
2. Other	\$ 0 270		\$ 0 790
D. Clearing organizations			
1. Includible in segregation requirement under 17 CFR 240.15c3-3 and its appendices or 17 CFR 240.18a-4 and 18a-4a, or the CEA	\$ 0 280		
2. Other	\$ 3,102,262 290		\$ 3,102,262 800
E. Other	\$ 0 300	\$ 0 550	\$ 0 810
4. Receivables from customers			
A. Securities accounts			
1. Cash and fully secured accounts	\$ 0 310		
2. Partly secured accounts	\$ 0 320	\$ 0 560	
3. Unsecured accounts		\$ 0 570	
B. Commodity accounts	\$ 0 330	\$ 0 580	
C. Allowance for doubtful accounts	\$(0) 335	\$(0) 590	\$ 0 820
5. Receivables from non-customers			
A. Cash and fully secured accounts	\$ 0 340		
B. Partly secured and unsecured accounts	\$ 0 350	\$ 0 600	\$ 0 830
6. Excess cash collateral pledged on derivative transactions	\$ 0 12015	\$ 23,837 12016	\$ 23,837 12017
7. Securities purchased under agreements to resell	\$ 3,259,790,773 360	\$ 0 605	\$ 3,259,790,773 840
8. Trade date receivable	\$ 0 292		\$ 0 802
9. Total net securities, commodities, and swaps positions	\$ 2,046,875,297 12019	\$ 0 12022	\$ 2,046,875,297 12024
10. Securities borrowed under subordination agreements and partners' individual and capital securities accounts, at market value			
A. Exempted securities	\$ 0 150		
B. Other	\$ 0 160	\$ 0 630	\$ 0 880
11. Secured demand notes – market value of collateral			
A. Exempted securities	\$ 0 170		
B. Other	\$ 0 180	\$ 0 640	\$ 0 890

Name of Firm: TRUIST SECURITIES, INC.

As of: 12/31/2021

Items on this page to be reported by a: Stand-Alone Broker-Dealer
Stand-Alone SBSD
Broker-Dealer SBSD
Stand-Alone MSBSP
Broker-Dealer MSBSP

<u>Assets</u>	<u>Allowable</u>	<u>Non-Allowable</u>	<u>Total</u>
12. Memberships in exchanges:			
A. Owned, at market value\$ _____ 0 [190]			
B. Owned at cost		\$ _____ 0 [650]	
C. Contributed for use of company, at market value		\$ _____ 0 [660]	\$ _____ 0 [900]
13. Investment in and receivables from affiliates, subsidiaries and associated partnerships	\$ _____ 0 [480]	\$ _____ 1,038,162 [670]	\$ _____ 1,038,162 [910]
14. Property, furniture, equipment, leasehold improvements and rights under lease agreements At cost (net of accumulated depreciation and amortization).	\$ _____ 21,230,686 [490]	\$ _____ 11,131,952 [680]	\$ _____ 32,362,638 [920]
15. Other assets			
A. Dividends and interest receivable	\$ _____ 9,176,578 [500]	\$ _____ 0 [690]	
B. Free shipments	\$ _____ 0 [510]	\$ _____ 0 [700]	
C. Loans and advances	\$ _____ 0 [520]	\$ _____ 0 [710]	
D. Miscellaneous.	\$ _____ 48,523,930 [530]	\$ _____ 282,554,907 [720]	
E. Collateral accepted under ASC 860	\$ _____ 0 [536]		
F. SPE Assets.	\$ _____ 0 [537]		\$ _____ 340,255,415 [930]
16. TOTAL ASSETS	\$ _____ 6,031,718,514 [540]	\$ _____ 294,748,858 [740]	\$ _____ 6,326,467,372 [940]

Note: Stand-alone MSBSPs should only complete the Allowable and Total columns.

FOCUS
Report
Part II

Items on this page to be reported by a: Stand-Alone Broker-Dealer
Stand-Alone SBSD
Broker-Dealer SBSD
Stand-Alone MSBSP
Broker-Dealer MSBSP

LIABILITIES AND OWNERSHIP EQUITY

<u>Liabilities</u>	<u>A.I. Liabilities</u>	<u>Non-A.I. Liabilities</u>	<u>Total</u>
17. Bank loans payable:			
A. Includible in segregation requirement under 17 CFR 240.15c3-3 and its appendices or 17 CFR 240.18a-4 and 18a-4a, or the CEA	\$ 1030	\$ 1240	\$ 0 1460
B. Other	\$ 1040	\$ 1250	\$ 0 1470
18. Securities sold under repurchase agreements,		\$ 1260	\$ 2,433,436,547 1480
19. Payable to brokers/dealers and clearing organizations			
A. Failed to receive:			
1. Includible in segregation requirement under 17 CFR 240.15c3-3 and its appendices or 17 CFR 240.18a-4 and 18a-4a	\$ 1050	\$ 1270	\$ 965,708 1490
2. Other	\$ 1060	\$ 1280	\$ 11,604,511 1500
B. Securities loaned			
1. Includible in segregation requirement under 17 CFR 240.15c3-3 and its appendices or 17 CFR 240.18a-4 and 18a-4a	\$ 1070		\$ 0 1510
2. Other	\$ 1080	\$ 1290	\$ 0 1520
C. Omnibus accounts			
1. Includible in segregation requirement under 17 CFR 240.15c3-3 and its appendices or 17 CFR 240.18a-4 and 18a-4a	\$ 1090		\$ 0 1530
2. Other	\$ 1095	\$ 1300	\$ 0 1540
D. Clearing organizations			
1. Includible in segregation requirement under 17 CFR 240.15c3-3 and its appendices or 17 CFR 240.18a-4 and 18a-4a, or the CEA	\$ 1100		\$ 0 1550
2. Other	\$ 1105	\$ 1310	\$ 0 1560
E. Other	\$ 1110	\$ 1320	\$ 9,078,210 1570
20. Payable to customers:			
A. Securities accounts - including free credits of \$ 0 950	\$ 1120		\$ 0 1580
B. Commodities accounts	\$ 1130	\$ 1330	\$ 0 1590
21. Payable to non customers:			
A. Securities accounts	\$ 1140	\$ 1340	\$ 0 1600
B. Commodities accounts	\$ 1150	\$ 1350	\$ 0 1610
22. Excess cash collateral received on derivative transactions	\$ 12025	\$ 12026	\$ 0 12027
23. Trade date payable	\$ 12031	\$ 12037	\$ 120,707,005 1562
24. Total net securities, commodities, and swaps positions	\$ 12032	\$ 12038	\$ 1,557,578,922 12044
25. Accounts payable and accrued liabilities and expenses			
A. Drafts payable	\$ 1160		\$ 0 1630
B. Accounts payable	\$ 1170		\$ 0 1640
C. Income taxes payable	\$ 1180		\$ 24,204,375 1650
D. Deferred income taxes		\$ 1370	\$ 0 1660
E. Accrued expenses and other liabilities	\$ 1190		\$ 123,826,638 1670
F. Other	\$ 1200	\$ 1380	\$ 33,040,541 1680
G. Obligation to return securities	\$ 12033	\$ 1386	\$ 0 1686
H. SPE Liabilities	\$ 12045	\$ 1387	\$ 0 1687

FOCUS
Report
Part II

Items on this page to be reported by a: Stand-Alone Broker-Dealer
Stand-Alone SBSD
Broker-Dealer SBSD
Stand-Alone MSBSP
Broker-Dealer MSBSP

26. Notes and mortgages payable					
A. Unsecured	\$	1210	\$	125,000,000	1690
B. Secured	\$	1211	\$	0	1700

<u>Liabilities</u>	<u>A.I. Liabilities</u>	<u>Non-A.I. Liabilities</u>	<u>Total</u>
27. Liabilities subordinated to claims of			
A. Cash borrowings	\$	1400	\$ 0 1710
1. From outsiders	\$ 0	970	
2. Includes equity subordination (Rule 15c3-1(d) or Rule 18a-1(g)) of	\$ 0	980	
B. Securities borrowings, at market value	\$	1410	\$ 0 1720
1. From outsiders	\$ 0	990	
C. Pursuant to secured demand note collateral agreements	\$	1420	\$ 0 1730
1. From outsiders	\$ 0	1000	
2. Includes equity subordination (Rule 15c3-1(d) or Rule 18a-1(g)) of	\$ 0	1010	
D. Exchange memberships contributed for use of company, at market value	\$	1430	\$ 0 1740
E. Accounts and other borrowings not qualified for net capital purposes	\$	1220	\$ 1440 0 1750
28. TOTAL LIABILITIES	\$	1230	\$ 4,439,442,457 1450 1760

Ownership Equity

29. Sole proprietorship	\$		\$ 0 1770
30. Partnership and limited liability company – including limited partners/members	\$	0 1020	\$ 0 1780
31. Corporation			
A. Preferred stock	\$	0	1791
B. Common stock	\$	100,000	1792
C. Additional paid in capital	\$	1,235,019,967	1793
D. Retained Earnings	\$	651,904,948	1794
E. Accumulated other comprehensive income	\$	0	1797
F. Total	\$	1,887,024,915	1795
G. Less capital stock in treasury	\$ (0	1796
32. TOTAL OWNERSHIP EQUITY (sum of Line Items 1770, 1780, 1795, and 1796)	\$	1,887,024,915	1800
33. TOTAL LIABILITIES AND OWNERSHIP EQUITY (sum of Line Items 1760 and 1800)	\$	6,326,467,372	1810

FOCUS
Report
Part II

Items on this page to be reported by a: Stand-Alone Broker-Dealer (Authorized to use models)
Stand-Alone SBSB (Authorized to use models)
Broker-Dealer SBSB (Authorized to use models)
Broker-Dealer MSBSP (Authorized to use models)

Computation Of Net Capital

1. Total ownership equity from Item 1800	\$		3480
2. Deduct ownership equity not allowable for net capital	\$	(3490
3. Total ownership equity qualified for net capital	\$		3500
4. Add:			
A. Liabilities subordinated to claims of creditors allowable in computation of net capital	\$		3520
B. Other (deductions) or allowable credits (list)	\$		3525
5. Total capital and allowable subordinated liabilities	\$		3530
6. Deductions and/or charges:			
A. Total nonallowable assets from Statement of Financial Condition	\$		3540
1. Additional charges for customers' and non-customers' security accounts	\$		3550
2. Additional charges for customers' and non-customers' commodity accounts	\$		3560
3. Additional charges for customers' and non-customers' security-based swap accounts	\$		12047
4. Additional charges for customers' and non-customers' swap accounts	\$		12048
B. Aged fail-to-deliver:	\$		3570
1. number of items.			3450
C. Aged short security differences-less reserve of	\$		3460
number of items			3470
D. Secured demand note deficiency	\$		3590
E. Commodity futures contracts and spot commodities - proprietary capital charges	\$		3600
F. Other deductions and/or charges	\$		3610
G. Deductions for accounts carried under Rules 15c3-1(a)(6) and (c)(2)(x)	\$		3615
H. Total deductions and/or charges (sum of Lines 6A-6G)	\$	(3620
7. Other additions and/or allowable credits (list)	\$		3630
8. Tentative net capital	\$		3640
9. Market risk exposure – for VaR firms (sum of Lines 9E, 9F, 9G, and 9H),	\$		3677
A. Total value at risk (sum of Lines 9A1-9A5)	\$		3634
Value at risk components			
1. Fixed income VaR	\$		3636
2. Currency VaR	\$		3637
3. Commodities VaR	\$		3638
4. Equities VaR	\$		3639
5. Credit derivatives VaR	\$		3641
B. Diversification benefit	\$	(3642
C. Total diversified VaR (sum of Lines 9A and 9B)	\$		3643
D. Multiplication factor	\$		3645
E. Subtotal (Line 9C multiplied by Line 9D)	\$		3655
F. Deduction for specific risk, unless included in Lines 9A-9E above	\$		3646

Name of Firm: _____

As of: _____

FOCUS
Report
Part II

Items on this page to be reported by a: Stand-Alone Broker-Dealer (Authorized to use models)
Stand-Alone SBSB (Authorized to use models)
Broker-Dealer SBSB (Authorized to use models)
Broker-Dealer MSBSP (Authorized to use models)

G. Risk deduction using scenario analysis (sum of Lines 9G1-9G5)	\$		3647
1. Fixed income	\$		3648
2. Currency	\$		3649
3. Commodities	\$		3651
4. Equities	\$		3652
5. Credit derivatives	\$		3653
H. Residual marketable securities (see Rule 15c3-1(c)(2)(vi) or 18a-1(c)(1)(vii), as applicable)	\$		3665
10. Market risk exposure – for Basel 2.5 firms (sum of Lines 10E, 10H, 10I, 10J, 10K, 10L, 10M, 10N, and 10O)	\$		12776
A. Total value at risk (sum of Lines 10A1-10A5)	\$		12762
Value at risk components			
1. Fixed income VaR	\$		12758
2. Currency VaR	\$		12759
3. Commodities VaR	\$		12760
4. Equities VaR	\$		12761
5. Credit derivatives VaR	\$		12029
B. Diversification benefit	\$	(12763
C. Total diversified VaR (sum of Line 10A and 10B)	\$		12030
D. Multiplication factor	\$		12764
E. Subtotal (Line 10C is multiplied by Line 10D)	\$		12765
F. Total stressed VaR (SVaR)	\$		12766
G. Multiplication factor	\$		12767
H. Subtotal (Line 10F multiplied by Line 10G)	\$		12768
I. Incremental risk charge (IRC)	\$		12769
J. Comprehensive risk measure (CRM)	\$		12770
K. Specific risk – standard specific market risk (SSMR)	\$		12771
L. Specific risk – securitization (SFA / SSFA)	\$		12772
M. Alternative method for equities under Appendix A to Rule 15c3-1 or Rule 18a-1a, as applicable	\$		12773
N. Residual positions	\$		12774
O. Other	\$		12775
11. Credit risk exposure for certain counterparties (see Appendix E to Rule 15c3-1 or Rule 18a-1(e)(2), as applicable)			
A. Counterparty exposure charge (add Lines 11A1 and 11A2)	\$		3676
1. Net replacement value default, bankruptcy	\$		12049
2. Credit equivalent amount exposure to the counterparty multiplied by the credit-risk weight of the counterparty multiplied by 8%	\$		12050
B. Concentration charge	\$		3659
1. Credit risk weight ≤ 20%	\$		3656
2. Credit risk weight >20% and ≤ 50%	\$		3657
3. Credit risk weight >50%	\$		3658
C. Portfolio concentration charge	\$		3678
12. Total credit risk exposure (add Lines 11A, 11B and 11C)	\$		3688
13. Net capital (for VaR firms, subtract Lines 9 and 12 from Line 8) (for Basel 2.5 firms, subtract Lines 10 and 12 from Line 8)	\$		3750

Name of Firm: _____

As of: _____

FOCUS
Report
Part II

Items on this page to be reported by a: Stand-Alone Broker-Dealer (Not Authorized to use models)
Stand-Alone SBSB (Not Authorized to use models)
Broker-Dealer SBSB (Not Authorized to use models)
Broker-Dealer MSBSP (Not Authorized to use models)

Computation of Net Capital

1. Total ownership equity from Item 1800	\$	1,887,024,915	3480
2. Deduct ownership equity not allowable for net capital	\$	(0)	3490
3. Total ownership equity qualified for net capital	\$	1,887,024,915	3500
4. Add:			
A. Liabilities subordinated to claims of creditors allowable in computation of net capital	\$	0	3520
B. Other (deductions) or allowable credits (list)	\$	0	3525
5. Total capital and allowable subordinated liabilities	\$	1,887,024,915	3530
6. Deductions and/or charges			
A. Total nonallowable assets from Statement of Financial Condition	\$	294,748,858	3540
1. Additional charges for customers' and non-customers' security accounts	\$	0	3550
2. Additional charges for customers' and non-customers' commodity accounts	\$	0	3560
3. Additional charges for customers' and non-customers' security-based swap accounts	\$	0	12051
4. Additional charges for customers' and non-customers' swap accounts	\$	0	12052
B. Aged fail-to-deliver	\$	821,113	3570
1. number of items		10	3450
C. Aged short security differences-less reserve of	\$	0	3460
number of items		0	3470
D. Secured demand note deficiency	\$	0	3590
E. Commodity futures contracts and spot commodities - proprietary capital charges	\$	0	3600
F. Other deductions and/or charges	\$	85,228,262	3610
G. Deductions for accounts carried under Rules 15c3-1(a)(6) and (c)(2)(x)	\$	0	3615
H. Total deductions and/or charges	\$	(380,798,233)	3620
7. Other additions and/or allowable credits (list)	\$	0	3630
8. Tentative net capital (net capital before haircuts)	\$	1,506,226,682	3640
9. Haircuts on securities other than security-based swaps			
A. Contractual securities commitments	\$	0	3660
B. Subordinated securities borrowings	\$	0	3670
C. Trading and investment securities	\$		
1. Bankers' acceptances, certificates of deposit, commercial paper, and money market instruments	\$	74,985	3680
2. U.S. and Canadian government obligations	\$	84,993,153	3690
3. State and municipal government obligations	\$	5,991,094	3700
4. Corporate obligations	\$	231,430,806	3710
5. Stocks and warrants	\$	1,942,683	3720
6. Options	\$	0	3730
7. Arbitrage	\$	0	3732
8. Risk-based haircuts computed under 17 CFR 240.15c3-1a or 17 CFR 240.18a-1a	\$	0	12028
9. Other securities	\$	40,217,943	3734
D. Undue concentration	\$	0	3650
E. Other (List: _____)	\$	0	3736
10. Haircuts on security-based swaps	\$	736,208	12053
11. Haircuts on swaps	\$	3,268,700	12054
12. Total haircuts (sum of Lines 9A-9E, 10, and 11)	\$	(368,655,572)	3740
13. Net capital (Line 8 minus Line 12)	\$	1,137,571,110	3750

Name of Firm: TRUIST SECURITIES, INC.

As of: 12/31/2021

FOCUS
Report
Part IIItems on this page to be reported by a: Stand-Alone Broker-Dealer
Broker-Dealer SBSD (other than OTC Derivatives Dealer)
Broker-Dealer MSBSP

Calculation of Excess Tentative Net Capital (If Applicable)

1. Tentative net capital	\$	1,506,226,682	3640
2. Minimum tentative net capital requirement	\$		12055
3. Excess tentative net capital (difference between Lines 1 and 2)	\$	1,506,226,682	12056
4. Tentative net capital in excess of 120% of minimum tentative net capital requirement reported on Line 2	\$	0	12057

Calculation of Minimum Net Capital Requirement

5. Ratio minimum net capital requirement			
A. 62/3% of total aggregate indebtedness (Line Item 3840)	\$		3756
B. 2% of aggregate debit items as shown in the Formula for Reserve Requirements pursuant to Rule 15c3-3	\$	167,570	3870
i. Minimum CFTC net capital requirement (if applicable)	\$		7490
C. Percentage of risk margin amount computed under 17 CFR 240.15c3-1(a)(7)(i) or (a)(10)	\$		12058
D. For broker-dealers engaged in reverse repurchase agreements, 10% of the amounts in 17 CFR 240.15c3-1(a)(9)(i)-(iii)	\$	0	12059
E. Minimum ratio requirement (sum of Lines 5A, 5B, 5C, and/or 5D, as applicable)	\$	167,570	12060
6. Fixed-dollar minimum net capital requirement	\$	1,000,000	3880
7. Minimum net capital requirement (greater of Lines 5E and 6)	\$	1,000,000	3760
8. Excess net capital (Item 3750 minus Item 3760)	\$	1,136,571,110	3910
9. Net capital and tentative net capital in relation to early warning thresholds			
A. Net capital in excess of 120% of minimum net capital requirement reported on Line 7	\$	1,136,371,110	12061
B. Net capital in excess of 5% of combined aggregate debit items as shown in the Formula for Reserve Requirements pursuant to Rule 15c3-3.	\$	1,137,152,186	3920

Computation of Aggregate Indebtedness (If Applicable)

10. Total aggregate indebtedness liabilities from Statement of Financial Condition (Item 1230)	\$		3790
11. Add			
A. Drafts for immediate credit	\$		3800
B. Market value of securities borrowed for which no equivalent value is paid or credited	\$		3810
C. Other unrecorded amounts (list)	\$		3820
D. Total additions (sum of Line Items 3800, 3810, and 3820)	\$		3830
12. Deduct: Adjustment based on deposits in Special Reserve Bank Accounts (see Rule 15c3-1(c)(1)(vii))	\$		3838
13. Total aggregate indebtedness (sum of Line Items 3790 and 3830)	\$		3840
14. Percentage of aggregate indebtedness to net capital (Item 3840 divided by Item 3750)	%		3850
15. Percentage of aggregate indebtedness to net capital <u>after</u> anticipated capital withdrawals (Item 3840 divided by Item 3750 less Item 4880)	%		3853

Calculation of Other Ratios

16. Percentage of net capital to aggregate debits (Item 3750 divided by Item 4470)	%	13577.29	3851
17. Percentage of net capital, <u>after</u> anticipated capital withdrawals, to aggregate debits (Item 3750 less Item 4880, divided by Item 4470)	%	13577.29	3854
18. Percentage of debt to debt-to-equity total, computed in accordance with Rule 15c3-1(d)	%	0.00	3860
19. Options deductions/net capital ratio (1000% test) total deductions exclusive of liquidating equity under Rule 15c3-1(a)(6) and (c)(2)(x) divided by net capital	%		3852

Items on this page to be reported by a: Stand-Alone SBSB
SBSB registered as an OTC Derivatives Dealer

Calculation of Excess Tentative Net Capital (If Applicable)

1. Tentative net capital	\$	<u>3640</u>
2. Fixed-dollar minimum tentative net capital requirement	\$	<u>12062</u>
3. Excess tentative net capital (difference between Lines 1 and 2)	\$	<u>12063</u>
4. Tentative net capital in excess of 120% of minimum tentative net capital requirements reported on Line 2	\$	<u>12064</u>

Calculation of Minimum Net Capital Requirement

5. Ratio minimum net capital requirement – Percentage of risk margin amount computed under 17 CFR 240.18a-1(a)(1)	\$	<u>12065</u>
6. Fixed-dollar minimum net capital requirement	\$	<u>3880</u>
7. Minimum net capital requirement (greater of Lines 5 and 6)	\$	<u>3760</u>
8. Excess net capital (Item 3750 minus Item 3760)	\$	<u>3910</u>
9. Net capital in excess of 120% of minimum net capital requirement reported on Line 7 (Line Item 3750 – [Line Item 3760 x 120%])	\$	<u>12066</u>

Name of Firm: _____

As of: _____

Items on this page to be reported by a: Stand-Alone MSBSD

1. Total ownership equity (from Item 1800)	\$	<u>1800</u>
2. Goodwill and other intangible assets	\$	<u>12067</u>
3. Tangible net worth (Line 1 minus Line 2)	\$	<u>12068</u>

Name of Firm: _____

As of: _____

NAME OF REPORTING ENTITY

TRUIST SECURITIES, INC.

FOR THE PERIOD (MMDDYY) FROM 10/01/21 3932 TO 12/31/21 3933

NUMBER OF MONTHS INCLUDED IN THIS STATEMENT 3 3931

2022-01-26 03:41PM EST
Status: Accepted

STATEMENT OF INCOME (LOSS) OR STATEMENT OF COMPREHENSIVE INCOME, AS APPLICABLE

FOCUS
Report
Part II

Items on this page to be reported by a: Stand-Alone Broker-Dealer
Stand-Alone SBSD
Broker-Dealer SBSD
Stand-Alone MSBSP
Broker-Dealer MSBSP

REVENUE

1. Commissions

A. Commissions on transactions in listed equity securities executed on an exchange	\$	5,361,804	3935
B. Commissions on transactions in exchange listed equity securities executed over-the-counter	\$	3,977,058	3937
C. Commissions on listed option transactions	\$	0	3938
D. All other securities commissions	\$	3,878,648	3939
E. Total securities commissions	\$	13,217,510	3940

2. Gains or losses on firm securities trading accounts

A. From market making in over-the-counter equity securities	\$	0	3941
1. Includes gains or losses on OTC market making in exchange-listed equity securities	\$	0	3943
B. From trading in debt securities	\$	2,078,301	3944
C. From market making in options on a national securities exchange	\$	0	3945
D. From all other trading	\$	269,390	3949
E. Total gains or losses	\$	2,347,691	3950

3. Gains or losses from derivatives trading

	\$	0	3926
--	----	---	------

4. Gains or losses on firm securities investment accounts

A. Includes realized gains or losses	\$	4235	
B. Includes unrealized gains or losses	\$	4236	
C. Total realized and unrealized gains or losses	\$		3952

5. Gains or losses from underwriting and selling groups

A. Includes underwriting income from corporate equity securities	\$	16,316,862	4237
--	----	------------	------

	\$	0	3960
--	----	---	------

	\$	0	3970
--	----	---	------

	\$	8,743	3975
--	----	-------	------

	\$	79,680	3980
--	----	--------	------

	\$	0	3990
--	----	---	------

	\$	197,690,980	3985
--	----	-------------	------

	\$	0	3995
--	----	---	------

13. Total revenue	\$	276,068,336	4030
-------------------	----	-------------	------

EXPENSES

14. Registered representatives' compensation	\$	78,931,618	4110
--	----	------------	------

15. Clerical and administrative employees' expenses	\$	0	4040
---	----	---	------

16. Salaries and other employment costs for general partners, and voting stockholder officers	\$	0	4120
---	----	---	------

A. Includes interest credited to general and limited partners' capital accounts	\$	0	4130
---	----	---	------

17. Floor brokerage paid to certain brokers (see definition)	\$	0	4055
--	----	---	------

18. Commissions and clearance paid to all other brokers (see definition)	\$	0	4145
--	----	---	------

19. Clearance paid to non-brokers (see definition)	\$	0	4135
--	----	---	------

20. Communications	\$	(1,690)	4060
--------------------	----	---------	------

21. Occupancy and equipment costs	\$	5,230,435	4080
-----------------------------------	----	-----------	------

22. Promotional costs	\$	(56,842)	4150
-----------------------	----	----------	------

23. Interest expense	\$	8,842,886	4075
----------------------	----	-----------	------

A. Includes interest on accounts subject to subordination agreements	\$	0	4070
--	----	---	------

24. Losses in error account and bad debts	\$	31,250	4170
---	----	--------	------

25. Data processing costs (including service bureau service charges)	\$	12,388,602	4186
--	----	------------	------

26. Non-recurring charges	\$	0	4190
---------------------------	----	---	------

Name of Firm: TRUIST SECURITIES, INC.

As of: 12/31/2021

NAME OF REPORTING ENTITY
TRUIST SECURITIES, INC.

FOR THE PERIOD (MMDDYY) FROM 10/01/21 3932 TO 12/31/21 3933
NUMBER OF MONTHS INCLUDED IN THIS STATEMENT 3 3931

2022-01-26 03:41PM EST
Status: Accepted

FOCUS
Report
Part II

STATEMENT OF INCOME (LOSS) OR STATEMENT OF COMPREHENSIVE INCOME, AS APPLICABLE

Items on this page to be reported by a: Stand-Alone Broker-Dealer
Stand-Alone SBSD
Broker-Dealer SBSD
Stand-Alone MSBSP
Broker-Dealer MSBSP

27. Regulatory fees and expenses	\$	1,080,469	4195
28. Other expenses	\$	26,086,297	4100
29. Total expenses	\$	132,533,025	4200

NET INCOME/COMPREHENSIVE INCOME

30. Income or loss before federal income taxes and items below (Line 13 less Line 29)	\$	143,535,311	4210
31. Provision for Federal Income taxes (for parent only)	\$	29,592,134	4220
32. Equity in earnings or losses of unconsolidated subsidiaries not included above	\$	0	4222
A. After Federal income taxes of	\$	0	4238
33. Net income or loss after federal income taxes	\$	113,943,177	4230
34. Other comprehensive income (loss)	\$	0	4226
A. After Federal income taxes of	\$	0	4227
35. Comprehensive income (loss)	\$	113,943,177	4228

MONTHLY INCOME

36. Net income (current month only) before comprehensive income and provision for federal income taxes	\$	52,135,329	4211
--	----	------------	------

**FOCUS
Report
Part II**

CAPITAL WITHDRAWALS

2022-01-26 03:41PM EST
Status: Accepted

Items on this page to be reported by a: Stand-Alone Broker-Dealer
Stand-Alone SBSD
Broker-Dealer SBSD
Broker-Dealer MSBSP

OWNERSHIP EQUITY AND SUBORDINATED LIABILITIES MATURING OR PROPOSED TO BE WITHDRAWN WITHIN THE NEXT SIX MONTHS AND ACCRUALS, WHICH HAVE NOT BEEN DEDUCTED IN THE COMPUTATION OF NET CAPITAL

Type of Proposed withdrawal or Accrual (See below for code to enter)	Name of Lender or Contributor	Insider or Outsider ? (In or Out)	Amount to be withdrawn (cash amount and/or Net Capital Value of Securities)	(MM/DD/YY) Withdrawal or Maturity Date	Expect to Renew (Yes or No)
4600	4601	4602	\$ 4603	4604	4605
4610	4611	4612	\$ 4613	4614	4615
4620	4621	4622	\$ 4623	4624	4625
4630	4631	4632	\$ 4633	4634	4635
4640	4641	4642	\$ 4643	4644	4645
4650	4651	4652	\$ 4653	4654	4655
4660	4661	4662	\$ 4663	4664	4665
4670	4671	4672	\$ 4673	4674	4675
4680	4681	4682	\$ 4683	4684	4685
4690	4691	4692	\$ 4693	4694	4695
TOTAL			\$ 4699*		

* To agree with the total on Recap (Item No. 4880)

Instructions: Detailed listing must include the total of items maturing during the six month period following the report date, regardless of whether or not the capital contribution is expected to be renewed. This section must also include proposed capital withdrawals scheduled within the six month period following the report date including the proposed redemption of stock and payments of liabilities secured by fixed assets (which are considered allowable assets in the capital computation, which could be required by the lender on demand or in less than six months.

- | | |
|--------------|--|
| CODE: | DESCRIPTIONS: |
| 1. | Equity Capital |
| 2. | Subordinated Liabilities |
| 3. | Accruals |
| 4. | Assets not readily convertible into cash |

Name of Firm: TRUIST SECURITIES, INC.

As of: 12/31/2021

**FOCUS
Report
Part II**

**CAPITAL WITHDRAWALS
RECAP**

2022-01-26 03:41PM EST
Status: Accepted

Items on this page to be reported by a: Stand-Alone Broker-Dealer
Stand-Alone SBSD
Broker-Dealer SBSD
Broker-Dealer MSBSP

OWNERSHIP EQUITY AND SUBORDINATED LIABILITIES MATURING OR PROPOSED TO BE WITHDRAWN WITHIN THE NEXT SIX MONTHS AND ACCRUALS, WHICH HAVE NOT BEEN DEDUCTED IN THE COMPUTATION OF NET CAPITAL

1. Equity capital

A. Partnership and limited liability company capital

1. General partners	\$	4700
2. Limited partners and limited liability company members	\$	4710
3. Undistributed profits	\$	4720
4. Other (describe below)	\$	4730
5. Sole proprietorship	\$	4735

B. Corporation capital

1. Common stock	\$	4740
2. Preferred stock	\$	4750
3. Retained earnings (dividends and other)	\$	4760
4. Other (describe below)	\$	4770

2. Subordinated liabilities

A. Secured demand notes	\$	4780
B. Cash subordinations	\$	4790
C. Debentures	\$	4800
D. Other (describe below)	\$	4810

3. Other anticipated withdrawals

A. Bonuses	\$	4820
B. Voluntary contributions to pension or profit sharing plans	\$	4860
C. Other (describe below)	\$	4870

Total (sum of Lines 1-3): \$ 4880

4. Description of Other

**STATEMENT OF CHANGES IN OWNERSHIP EQUITY
(SOLE PROPRIETORSHIP, PARTNERSHIP, LLC OR CORPORATION)**

1. Balance, beginning of period	\$	1,763,900,927	4240
A. Net income (loss) or comprehensive income (loss), as applicable	\$	113,943,176	4250
B. Additions (Includes non-conforming capital of	\$	4262)	4260
C. Deductions (Includes non-conforming capital of	\$	4272)	4270
2. Balance, end of period (From Item 1800)	\$	1,887,024,915	4290

**STATEMENT OF CHANGES IN LIABILITIES
SUBORDINATED TO CLAIMS OF CREDITORS**

3. Balance, beginning of period	\$	0	4300
A. Increases	\$	0	4310
B. Decreases	\$ (0)	4320
4. Balance, end of period (From item 3520)	\$	0	4330

Name of Firm: TRUIST SECURITIES, INC.

As of: 12/31/2021

FOCUS
Report
Part II

Items on this page to be reported by a: Stand-Alone Broker-Dealer
Stand-Alone SBSD
Broker-Dealer SBSD
Broker-Dealer MSBSP

	<u>Valuation</u>	<u>Number</u>
1. Month end total number of stock record breaks		
A. Breaks long unresolved for more than three business days	\$ 0 4890	0 4900
B. Breaks short unresolved for more than seven business days after discovery	\$ 0 4910	0 4920
2. Is the firm in compliance with Rule 17a-13 or 18a-9, as applicable, regarding periodic count and verification of securities positions and locations at least once in each calendar quarter ? (Check one)	Yes <input checked="" type="checkbox"/> 4930	No <input type="checkbox"/> 4940
A) If response is negative attach explanation of steps being taken to comply with Rule 17a-13.		
3. Personnel employed at end of reporting period		
A. Income producing personnel		491 4950
B. Non-income producing personnel (all other)		62 4960
C. Total (sum of Lines 3A-3B)		553 4970
4. Actual number of tickets executed during the reporting period		1,756,769 4980
5. Number of corrected customer confirmations sent after settlement date		144 4990
	<u>No. of Items</u>	<u>Ledger Amount</u>
6. Failed to deliver 5 business days or longer (21 business days or longer in the case of Municipal Securities)	10	\$ 5,153 5360 \$ 5,096 5361
7. Failed to receive 5 business days or longer (21 business days or longer in the case of Municipal Securities)	4	\$ 457 5363 \$ 452 5364
	<u>Market Value</u>	
8. Security (including security-based swap) concentrations		
A. Proprietary positions for which there is an undue concentration		\$ 0 5370
B. Customers' and security-based swap customers' accounts under Rules 15c3-3 or 18a-4, as applicable		\$ 0 5374
9. Total of personal capital borrowings due within six months		\$ 5378
10. Maximum haircuts on underwriting commitments during the period		\$ 108,997,370 5380
11. Planned capital expenditures for business expansion during next six months		\$ 5382
12. Liabilities of other individuals or organizations guaranteed by respondent		\$ 5384
13. Lease and rentals payable within one year		\$ 14,623,752 5386
14. Aggregate lease and rental commitments payable for entire term of the lease		
A. Gross		\$ 26,360,597 5388
B. Net		\$ 5390

FOCUS
Report
Part II

Items on this page to be reported by a: Stand-Alone Broker-Dealer
Stand-Alone SBSD
Broker-Dealer SBSD
Broker-Dealer MSBSP

Operational Deductions from Capital – Note A

	I No. of Items	II Debits (Short Value) (Omit 000's)	III Credits (Long Value) (Omit 000's)	IV Deductions In Computing Net Capital (Omit Pennies)
1. Money suspense and balancing differences	0	5610 \$	5810 \$	6010 \$ 6012
2. Security suspense and differences with related money balances	L 0 S 0	5620 \$ 5625 \$	5820 \$ 5825 \$	6020 \$ 6025 \$ 6022 6027
3. Market value of short and long security sus- pense and differences without related money (other than reported in line 4, below)	0	5630 \$	5830 \$	6030 \$ 6032
4. Market value of security record breaks	0	5640 \$	5840 \$	6040 \$ 6042
5. Unresolved reconciling differences with others:				
A. Correspondents, broker-dealers, SBSDs, and MSBSPs	L 0 S 0	5650 \$ 5655 \$	5850 \$ 5855 \$	6050 \$ 6055 \$ 0 6052 0 6057
B. Depositories	0	5660 \$	5860 \$	6060 \$ 0 6062
C. Clearing Organizations	L 0 S 0	5670 \$ 5675 \$	5870 \$ 5875 \$	6070 \$ 6075 \$ 0 6072 0 6077
D. Inter-company Accounts	0	5680 \$	5880 \$	6080 \$ 0 6082
E. Bank Accounts and Loans	0	5690 \$	5890 \$	6090 \$ 0 6092
F. Other	0	5700 \$	5900 \$	6100 \$ 0 6102
G. (Offsetting) Lines 5A through 5F	0	5720 \$	(0) 5920 \$	(0) 6120
TOTAL (Lines 5A-5G)	0	5730 \$	5930 \$	6130 \$ 0 6132
6. Commodity Differences		5740 \$	5940 \$	6140 \$ 6142
7. Open transfers and reorganization account items over 40 days not confirmed or verified		5760 \$	5960 \$	6160 \$ 6162
8. TOTAL (Lines 1-7)	0	5770 \$	5970 \$	6170 \$ 0 6172
9. Lines 1-6 resolved subsequent to report date		5775 \$	5975 \$	6175 \$ 6177
10. Aged Fails --to deliver	10	5780 \$	5980 \$	5,096 6180 \$ 821 6182
--to receive	0	5785 \$	5985 \$	6185 \$ 0 6187

NOTE A -- This section must be completed as follows:

- The filers must complete Column IV, Lines 1 through 8 and 10, reporting deductions from capital as of the report date whether resolved subsequently or not (see instructions relative to each line item).
- Columns I, II and III of Lines 1 through 8 must be completed only if the total deduction on Column IV of Line 8 equals or exceeds 25% of excess net capital as of the prior month end reporting date. All columns of Line 10 require completion.
- A response to Columns I through IV of Line 9 and the "Potential Operational Charges Not Deducted From Capital-Note B" are required only if:
 - The parameters cited in Note A-2 exist, and
 - The total deduction, Line 8, Column IV, for the current month exceeds the total deductions for the prior month by 50% or more.
- All columns and Lines 1 through 10 must be answered if required. If respondent has nothing to report, enter "0."

Other Operational Data (Items 1, 2 and 3 below require an answer)

Item 1. Have the accounts enumerated on Lines 5A through 5F above been reconciled with statements received from others within 35 days for Lines 5A through 5D and 65 days for Lines 5E and 5F prior to the report date and have all reconciling differences been appropriately comprehended in the computation of net capital at the report date? If this has not been done in all respects, answer No.

Yes	X	5600
No		5601

Item 2. Do the respondent's books reflect a concentrated position in commodities? If yes, report the totals (\$000 omitted) in accordance with the specific instructions. If No, answer "0" for:

A. Firm trading and investment accounts	\$ 0	5602
B. Customers' and non-customers' and other accounts	\$	5603

Item 3. Does respondent have any planned operational changes? (Answer Yes or No based on specific instructions.)

Yes		5604
No	X	5605

Name of Firm: TRUIST SECURITIES, INC.

As of: 12/31/2021

FOCUS
Report
Part II

Items on this page to be reported by a: Stand-Alone Broker-Dealer
Stand-Alone SBSD
Broker-Dealer SBSD
Stand-Alone MSBSP
Broker-Dealer MSBSP

Potential Operational Charges Not Deducted From Capital - Note B

	I No. of Items	II Debits (Short Value) (Report in Thousands)		III Credits (Long Value) (Report in Thousands)		IV Deductions in Computing Net Capital (Omit Pennies)	
1. Money suspense and balancing differences		6210	\$ 6410	\$ 6610	\$ 6612		
2. Security suspense and differences with related money balances	L	6220	\$ 6420	\$ 6620	\$ 6622		
	S	6225	\$ 6425	\$ 6625	\$ 6627		
3. Market value of short and long security sus- pense and differences without related money (other than reported in line 4, below)		6230	\$ 6430	\$ 6630	\$ 6632		
4. Market value of security record breaks		6240	\$ 6440	\$ 6640	\$ 6642		
5. Unresolved reconciling differences with others:							
A. Correspondents, broker-dealers, SBSDs, and MSBSPs	L	6250	\$ 6450	\$ 6650	\$ 6652		
	S	6255	\$ 6455	\$ 6655	\$ 6657		
B. Depositories		6260	\$ 6460	\$ 6660	\$ 6662		
C. Clearing Organizations	L	6270	\$ 6470	\$ 6670	\$ 6672		
	S	6275	\$ 6475	\$ 6675	\$ 6677		
D. Inter-company Accounts		6280	\$ 6480	\$ 6680	\$ 6682		
E. Bank Accounts and Loans		6290	\$ 6490	\$ 6690	\$ 6692		
F. Other		6300	\$ 6500	\$ 6700	\$ 6702		
G. (Offsetting) Lines 5A through 5F		6310	\$(6510)	\$(6710)			
TOTAL (Lines 5A-5G)		6330	\$ 6530	\$ 6730	\$ 6732		
6. Commodity Differences		6340	\$ 6540	\$ 6740	\$ 6742		
7. TOTAL (Lines 1-6)		6370	\$ 6570	\$ 6770	\$ 6772		

NOTE B - This section must be completed as follows:

1. Lines 1 through 6 and Columns I through IV must be completed only if:

- A. The total deductions on Line 8, Column IV, of the "Operational Deductions From Capital-Note A" equal or exceed 25% of excess net capital as of the prior month end reporting date; and
- B. The total deduction on Line 8, Column IV, of the "Operational Deductions From Capital-Note A" for the current month exceeds the total deductions for the prior month by 50% or more. If respondent has nothing to report, enter "0."

- 2. Include only suspense and difference items open at the report date which were NOT required to be deducted in the computation of net capital AND which were not resolved seven (7) business days subsequent to the report date.
- 3. Include in Column IV only additional deductions not comprehended in the computation of net capital at the report date.
- 4. Include on Lines 5A through 5F unfavorable differences offset by favorable differences at the report date if resolution of the favorable items resulted in additional deductions in the computation of net capital subsequent to the report date.
- 5. Exclude from Lines 5A through 5F new reconciling differences disclosed as a result of reconciling with the books of account statements received subsequent to the report date.
- 6. Lines 1 through 5 above correspond to similar lines in the "Operational Deductions From Capita-Note A" and the same instructions should be followed except as stated in Notes B-1 through B-5 above.

Name of Firm: TRUIST SECURITIES, INC.

As of: 12/31/2021

**FOCUS
Report
Part II**

Items on this page to be reported by a: Stand-Alone Broker-Dealer
Broker-Dealer SBSB
Broker-Dealer MSBSP

CREDIT BALANCES

1. Free credit balances and other credit balances in customers' security accounts (see Note A)	\$	0	4340
2. Monies borrowed collateralized by securities carried for the accounts of customers (see Note B)	\$	0	4350
3. Monies payable against customers' securities loaned (see Note C)	\$	0	4360
4. Customers' securities failed to receive (see Note D)	\$	965,708	4370
5. Credit balances in firm accounts which are attributable to principal sales to customers	\$	0	4380
6. Market value of stock dividends, stock splits and similar distributions receivable outstanding over 30 calendar days	\$	0	4390
7. ** Market value of short security count differences over 30 calendar days old	\$	0	4400
8. ** Market value of short securities and credits (not to be offset by longs or by debits) in all suspense accounts over 30 calendar days	\$	5,124,514	4410
9. Market value of securities which are in transfer in excess of 40 calendar days and have not been confirmed to be in transfer by the transfer agent or the issuer during the 40 days	\$	0	4420
10. Other (List: _____)	\$	0	4425
11. TOTAL CREDITS (sum of Lines 1-10)	\$		6,090,222 4430

DEBIT BALANCES

12. ** Debit balances in customers' cash and margin accounts excluding unsecured accounts and accounts doubtful of collection (see Note E)	\$	0	4440
13. Securities borrowed to effectuate short sales by customers and securities borrowed to make delivery on customers' securities failed to deliver	\$	0	4450
14. Failed to deliver of customers' securities not older than 30 calendar days	\$	8,378,482	4460
15. Margin required and on deposit with the Options Clearing Corporation for all option contracts written or purchased in customer accounts (see Note F)	\$	0	4465
16. Margin required and on deposit with a clearing agency registered with the Commission under section 17A of the Act (15 U.S.C. 78q-1) or a derivatives clearing organization registered with the Commodity Futures Trading Commission under section 5b of the Commodity Exchange Act (7 U.S.C. 7a-1) related to the following types of positions written, purchased or sold in customer accounts: (1) security futures products and (2) futures contracts (and options thereon) carried in a securities account pursuant to an SRO portfolio margining rule (see Note G)	\$		4467
17. Other (List: _____)	\$	0	4469
18. ** Aggregate debit items (sum of Lines 12-17)	\$		8,378,482 4470
19. ** Less 3% (for alternative method only – see Rule 15c3-1(a)(1)(ii)) (3% x Line Item 4470)	\$	(251,354)	4471
20. **TOTAL DEBITS (Line 18 less Line 19)	\$		8,127,128 4472

RESERVE COMPUTATION

21. Excess of total debits over total credits (line 20 less line 11)	\$	2,036,906	4480
22. Excess of total credits over total debits (line 11 less line 20)	\$	0	4490
23. If computation is made monthly as permitted, enter 105% of excess of total credits over total debits	\$	0	4500
24. Amount held on deposit in "Reserve Bank Account(s)", including \$ 29,949,600 4505 value of qualified securities, at end of reporting period	\$	29,949,600	4510
25. Amount of deposit (or withdrawal) including \$ 0 4515 value of qualified securities	\$	0	4520
26. New amount in Reserve Bank Account(s) after adding deposit or subtracting withdrawal including \$ 29,949,600 4525 value of qualified securities	\$	29,949,600	4530
27. Date of deposit (MM/DD/YY)		11/09/20	4540

FREQUENCY OF COMPUTATION

28. Daily 4332 Weekly 4333 Monthly 4334

** In the event the Net Capital Requirement is computed under the alternative method, this "Reserve Formula" shall be prepared in accordance with the requirements of paragraph (a)(1)(ii) of Rule 15c3-1.

References to notes in this section refer to the notes to 17 CFR 240.15c3-1a.

Name of Firm: TRUIST SECURITIES, INC.

As of: 12/31/2021

Items on this page to be reported by a: Stand-Alone Broker-Dealer
Broker-Dealer SBSB
Broker-Dealer MSBSP

State the market valuation and the number of items of:

1. Customers' fully paid securities and excess margin securities not in the respondent's possession or control as of the report date (for which instructions to reduce to possession or control had been issued as of the report date) but for which the required action was not taken by respondent within the time frames specified under Rule 15c3-3. Notes A and B \$ 4586
 A. Number of items 4587
2. Customers' fully paid securities and excess margin securities for which instructions to reduce to possession or control had not been issued as of the report date, excluding items arising from "temporary lags which result from normal business operations" as permitted under Rule 15c3-3. Notes B,C and D \$ 4588
 A. Number of items 4589
3. The system and procedures utilized in complying with the requirement to maintain physical possession or control of customers' fully paid and excess margin securities have been tested and are functioning in a manner adequate to fulfill the requirements of Rule 15c3-3 . . . Yes X 4584 No 4585

Notes:

- A--Do not include in Line 1 customers' fully paid and excess margin securities required by Rule 15c 3-3 to be in possession or control but for which no action was required by the respondent as of the report date or required action was taken by respondent within the time frames specified under Rule 15c3-3.
- B--State separately in response to Lines 1 and 2 whether the securities reported in response thereto were subsequently reduced to possession or control by the respondent.
- C--Be sure to include in Line 2 only items not arising from "temporary lags which result from normal business operations" as permitted under Rule 15c3-3.
- D--Line 2 must be responded to only with report which is filed as of the date selected for the broker's or dealer's annual audit of financial statements, whether or not such date is the end of a calendar quarter. The response to Line 2 should be filed within 60 calendar days after such date, rather than with the remainder of this report. This information may be required on a more frequent basis by the Commission or the designated examining authority in accordance with Rule 17a-5(a)(2)(iv).

**FOCUS
Report
Part II**

Items on this page to be reported by a: Stand-Alone Broker-Dealer
Broker-Dealer SBSB
Broker-Dealer MSBSP

CREDIT BALANCES

1. Free credit balances and other credit balances in PAB security accounts (see Note A)	\$	<u>2110</u>
2. Monies borrowed collateralized by securities carried for the accounts of PAB (see Note B)	\$	<u>2120</u>
3. Monies payable against PAB securities loaned (see Note C)	\$	<u>2130</u>
4. PAB securities failed to receive (see Note D)	\$	<u>2140</u>
5. Credit balances in firm accounts which are attributable to principal sales to PAB	\$	<u>2150</u>
6. Market value of stock dividends, stock splits and similar distributions receivable outstanding over 30 calendar days	\$	<u>2152</u>
7. ** Market value of short security count differences over 30 calendar days old	\$	<u>2154</u>
8. ** Market value of short securities and credits (not to be offset by longs or by debits) in all suspense accounts over 30 calendar days	\$	<u>2156</u>
9. Market value of securities which are in transfer in excess of 40 calendar days and have not been confirmed to be in transfer by the transfer agent or the issuer during the 40 days	\$	<u>2158</u>
10. Other (List: _____).	\$	<u>2160</u>
11. TOTAL PAB CREDITS (sum of Lines 1-10)	\$	<u>2170</u>

DEBIT BALANCES

12. Debit balances in PAB cash and margin accounts excluding unsecured accounts and accounts doubtful of collection (see Note E)	\$	<u>2180</u>
13. Securities borrowed to effectuate short sales by PAB and securities borrowed to make delivery on PAB securities failed to deliver	\$	<u>2190</u>
14. Failed to deliver of PAB securities not older than 30 calendar days	\$	<u>2200</u>
15. Margin required and on deposit with Options Clearing Corporation for all option contracts written or purchased in PAB accounts (see Note F)	\$	<u>2210</u>
16. Margin required and on deposit with a clearing agency registered with the Commission under section 17A of the Exchange Act (15 U.S.C. 78q-1) or a derivatives clearing organization registered with the Commodity Futures Trading Commission under section 5b of the Commodity Exchange Act (7 U.S.C. 7a-1) related to the following types of positions written, purchased or sold in PAB accounts: (1) security futures products and (2) futures contracts (and options thereon) carried in a securities account pursuant to an SRO portfolio margining rule (see Note G)	\$	<u>2215</u>
17. Other (List)	\$	<u>2220</u>
18. TOTAL PAB DEBITS (sum of Lines 12-17)	\$	<u>2230</u>

RESERVE COMPUTATION

19. Excess of total PAB debits over total PAB credits (line 18 less line 11)	\$	<u>2240</u>
20. Excess of total PAB credits over total PAB debits (line 11 less line 18)	\$	<u>2250</u>
21. Excess debits in customer reserve formula computation	\$	<u>0</u> <u>2260</u>
22. PAB Reserve Requirement (line 20 less line 21)	\$	<u>0</u> <u>2270</u>
23. Amount held on deposit in "Reserve Bank Account(s)", including \$ <u>2275</u> value of qualified securities, at end of reporting period	\$	<u>2280</u>
24. Amount of deposit (or withdrawal) including \$ <u>2285</u> value of qualified securities	\$	<u>2290</u>
25. New amount in Reserve Bank Account(s) after adding deposit or subtracting withdrawal including \$ <u>2295</u> value of qualified securities	\$	<u>2300</u>
26. Date of deposit (MMDDYY)		<u>2310</u>

FREQUENCY OF COMPUTATION

27. Daily 2315 Weekly 2320 Monthly 2330

* See Notes regarding the PAB Reserve Bank Account Computation (Notes 1-10).

** In the event the net capital requirement is computed under the alternative method, this reserve formula shall be prepared in accordance with the requirements of paragraph (a)(1)(ii) of Rule 15c3-1.

References to notes in this section refer to the notes to 17 CFR 240.15c3-1a.

Name of Firm: TRUIST SECURITIES, INC.

As of: 12/31/2021

Items on this page to be reported by a:

- Stand-Alone Broker-Dealer (if claiming an exemption from Rule 15c3-3)
- Broker-Dealer SBSB (if claiming an exemption from Rule 15c3-3)
- Broker-Dealer MSBSP (if claiming an exemption from Rule 15c3-3)

EXEMPTIVE PROVISION UNDER RULE 15c3-3

If an exemption from Rule 15c3-3 is claimed, identify below the section upon which such exemption is based (check all that apply):

- A. (k) (1) – Limited business (mutual funds and/or variable annuities only) 4550
- B. (k) (2)(i) – "Special Account for the Exclusive Benefit of Customers" maintained 4560
- C. (k) (2)(ii) - All customer transactions cleared through another broker-dealer on a fully disclosed basis.
Name(s) of Clearing Firm(s):
..... 4335 4570
- D. (k) (3) - Exempted by order of the Commission (include copy of letter) 4580

Items on this page to be reported by a: Stand-Alone Broker-Dealer
Stand-Alone SBSB
Broker-Dealer SBSB

CREDIT BALANCES

1. Free credit balances and other credit balances in the accounts carried for security-based swap customers (see Note A)	\$	<u>12069</u>	
2. Monies borrowed collateralized by securities in accounts carried for security-based swap customers (see Note B)	\$	<u>12070</u>	
3. Monies payable against security-based swap customers' securities loaned (see Note C)	\$	<u>12071</u>	
4. Security-based swap customers' securities failed to receive (see Note D)	\$	<u>12072</u>	
5. Credit balances in firm accounts attributable to principal sales to security-based swap customers	\$	<u>12073</u>	
6. Market value of stock dividends, stock splits and similar distributions receivable outstanding over 30 calendar days	\$	<u>12074</u>	
7. ** Market value of short security count differences over 30 calendar days old	\$	<u>12075</u>	
8. ** Market value of short securities and credits (not to be offset by longs or by debits) in all suspense accounts over 30 calendar days	\$	<u>12076</u>	
9. Market value of securities which are in transfer in excess of 40 calendar days and have not been confirmed to be in transfer by the transfer agent or the issuer during the 40 days	\$	<u>12077</u>	
10. Other (List)	\$	<u>12078</u>	
11. TOTAL CREDITS (sum of Lines 1-10)	\$		<u>12089</u>

DEBIT BALANCES

12. Debit balances in accounts carried for security-based swap customers, excluding unsecured accounts and accounts doubtful of collection (see Note E)	\$	<u>12079</u>	
13. Securities borrowed to effectuate short sales by security-based swap customers and securities borrowed to make delivery on security-based swap customers' securities failed to deliver	\$	<u>12080</u>	
14. Failed to deliver of security-based swap customers' securities not older than 30 calendar days	\$	<u>12081</u>	
15. Margin required and on deposit with Options Clearing Corporation for all option contracts written or purchased in accounts carried for security-based swap customers(see Note F)	\$	<u>12082</u>	
16. Margin related to security future products written, purchased or sold in accounts carried for security-based swap customers required and on deposit in a qualified clearing agency account at a clearing agency registered with the Commission under section 17A of the Exchange Act(15 U.S.C. 78q-1) or a derivative clearing organization registered with the Commodity Futures Trading Commission under section 5b of the Commodity Exchange Act (7 U.S.C. 7a-1) (see Note G)	\$	<u>12083</u>	
17. Margin related to cleared security-based swap transactions in accounts carried for security-based swap customers required and on deposit in a qualified clearing agency account at a clearing agency registered with the Commission pursuant to section 17A of the Exchange Act (15 U.S.C. 78q-1)	\$	<u>12084</u>	
18. Margin related to non-cleared security-based swap transactions in accounts carried for security-based swap customers required and held in a qualified registered security-based swap dealer account at another security-based swap dealer	\$	<u>12085</u>	
19. Other (List)	\$	<u>12086</u>	
20. **Aggregate debit items	\$		<u>12090</u>
21. **TOTAL DEBITS (sum of Lines 12-19)	\$		<u>12091</u>

RESERVE COMPUTATION

22. Excess of total debits over total credits (Line 21 less Line 11)	\$	<u>12092</u>	
23. Excess of total credits over total debits (Line 11 less Line 21)	\$	<u>12093</u>	
24. Amount held on deposit in "Reserve Account(s)," including value of qualified securities, at end of reporting period	\$	<u>12094</u>	
25. Amount of deposit(or withdrawal) including \$ <u>12087</u> value of qualified securities	\$	<u>12095</u>	
26. New amount in Reserve Account(s) after adding deposit or subtracting withdrawal including \$ <u>12088</u> value of qualified securities	\$	<u>12096</u>	
27. Date of deposit (MMDDYY)	\$		<u>12097</u>

** In the event the Net Capital Requirement is computed under the alternative method, this "Reserve Formula" shall be prepared in accordance with the requirements of paragraph (a)(1)(ii) of Rule 15c3-1.

References to notes in this section refer to the notes to 17 CFR 240.15c3-3b or 17 CFR 240.18a-4a, as applicable.

Name of Firm: TRUIST SECURITIES, INC.

As of: 12/31/2021

Items on this page to be reported by a: Stand-Alone Broker-Dealer
Stand-Alone SBSD
Broker-Dealer SBSD

State the market valuation and the number of items of:

1. Security-based swap customers' excess securities collateral not in the respondent's possession or control as of the report date (for which instructions to reduce to possession or control had been issued as of the report date) but for which the required action was not taken by respondent within the time frames specified under Rule 15c3-3(p) or Rule 18a-4, as applicable. Notes A and B \$ 12098
A. Number of items 12099
2. Security-based swap customers' excess securities collateral for which instructions to reduce possession or control had not been issued as of the report date under Rule 15c3-3(p) or Rule 18a-4, as applicable . . . \$ 12100
A. Number of items 12101
3. The system and procedures utilized in complying with the requirement to maintain physical possession or control of security-based swap customers' excess securities collateral have been tested and are functioning in a manner adequate to fulfill the requirements of Rule 15c3-3(p) or Rule 18a-4, as applicable Yes 12102 No 12103

Notes:

- A -- Do not include in Line 1 security-based swap customers' excess securities collateral required to be in possession or control but for which no action was required by the respondent as of the report date or required action was taken by respondent within the required time frames.
- B -- State separately in response to Line 1 whether the securities reported in response thereto were subsequently reduced to possession or control by the respondent.

Items on this page to be reported by a: Stand-Alone SBSB (if claiming an exemption from Rule 18a-4)
SBSB registered as an OTC Derivatives Dealer (if claiming an exemption from Rule 18a-4)

EXEMPTION FROM RULE 18a-4

If an exemption from Rule 18a-4 is claimed, check the box 12104

Name of Firm: _____

As of: _____

FOCUS
Report
Part II

Items on this page to be reported by: Futures Commission Merchant

NET CAPITAL REQUIRED

A. Risk-Based Requirement

i. Amount of Customer Risk

Maintenance Margin\$ 7415

ii. Enter 8% of line A.i \$ 7425

iii. Amount of Non-Customer Risk

Maintenance Margin\$ 7435

iv. Enter 8% of line A.iii \$ 7445

v. Amount of uncleared swap margin \$ 7446

vi. If the FCM is also registered as a swap dealer, enter 2% of Line A.v \$ 7447

vii. Enter the sum of Lines Aii, A.iv and A.vi. \$ 7455

B. Minimum Dollar Amount Requirement \$ 7465

C. Other NFA Requirement \$ 7475

D. Minimum CFTC Net Capital Requirement.

Enter the greatest of lines A.vii., B or C \$ 7490

Note: If amount on Line D is greater than the minimum net capital requirement computed on Item 3760, then enter this greater amount on Item 3760.

The greater of the amount required by the SEC or CFTC is the minimum net capital requirement.

CFTC early warning level – enter the greatest of 110% of Line A.vii. or 150% of Line B or 150% of Line C \$ 7495

Items on this page to be reported by: Futures Commission Merchant

SEGREGATION REQUIREMENTS

1. Net ledger balance			
A. Cash	\$	<u>7010</u>
B. Securities (at market)	\$	<u>7020</u>
2. Net unrealized profit (loss) in open futures contracts traded on a contract market	\$	<u>7030</u>
3. Exchange traded options			
A. Add market value of open option contracts purchased on a contract market	\$	<u>7032</u>
B. Deduct market value of open option contracts granted (sold) on a contract market	\$	(<u>7033</u>)
4. Net equity (deficit) (total of Lines 1, 2, and 3)	\$	<u>7040</u>
5. Accounts liquidating to a deficit and accounts with debit balances			
- gross amount	\$	<u>7045</u>
Less: amount offset by customer owned securities	\$	(<u>7047</u>)
6. Amount required to be segregated (add lines 4 and 5)	\$	<u>7060</u>

FUNDS IN SEGREGATED ACCOUNTS

7. Deposited in segregated funds bank accounts			
A. Cash	\$	<u>7070</u>
B. Securities representing investments of customers' funds (at market)	\$	<u>7080</u>
C. Securities held for particular customers or option customers in lieu of cash (at market)	\$	<u>7090</u>
8. Margins on deposit with derivatives clearing organizations of contract markets			
A. Cash	\$	<u>7100</u>
B. Securities representing investments of customers' funds (at market)	\$	<u>7110</u>
C. Securities held for particular customers or option customers in lieu of cash (at market)	\$	<u>7120</u>
9. Net settlement from (to) derivatives clearing organizations of contract markets	\$	<u>7130</u>
10. Exchange traded options			
A. Value of open long option contracts	\$	<u>7132</u>
B. Value of open short option contracts	\$	(<u>7133</u>)
11. Net equities with other FCMs			
A. Net liquidating equity	\$	<u>7140</u>
B. Securities representing investments of customers' funds (at market)	\$	<u>7160</u>
C. Securities held for particular customers or option customers in lieu of cash (at market)	\$	<u>7170</u>
12. Segregated funds on hand (describe: _____)	\$	<u>7150</u>
13. Total amount in segregation (add lines 7 through 12)	\$	<u>7180</u>
14. Excess (deficiency) funds in segregation (subtract line 6 from line 13)	\$	<u>7190</u>
15. Management Target Amount for Excess funds in segregation	\$	<u>7194</u>
16. Excess (deficiency) funds in segregation over (under) Management Target Amount Excess	\$	<u>7198</u>

Items on this page to be reported by: Futures Commission Merchant

CLEARED SWAPS CUSTOMER REQUIREMENTS

1. Net ledger balance		
A. Cash	\$	8500
B. Securities (at market)	\$	8510
2. Net unrealized profit (loss) in open cleared swaps	\$	8520
3. Cleared swaps options		
A. Market value of open cleared swaps option contracts purchased	\$	8530
B. Market value of open cleared swaps option contracts granted (sold)	\$ (8540)
4. Net equity (deficit) (add lines 1, 2 and 3)	\$	8550
5. Accounts liquidating to a deficit and accounts with debit balances		
- gross amount	\$	8560
Less: amount offset by customer owned securities	\$ (8570)
6. Amount required to be segregated for cleared swaps customers (add Lines 4 and 5)	\$	8590

FUNDS IN CLEARED SWAPS CUSTOMER SEGREGATED ACCOUNTS

7. Deposited in cleared swaps customer segregated accounts at banks		
A. Cash	\$	8600
B. Securities representing investment of cleared swaps customers' funds (at market)	\$	8610
C. Securities held for particular cleared swaps customers in lieu of cash (at market)	\$	8620
8. Margins on deposit with derivatives clearing organizations in cleared swaps customer segregated accounts		
A. Cash	\$	8630
B. Securities representing investment of cleared swaps customers' funds (at market)	\$	8640
C. Securities held for particular cleared swaps customers in lieu of cash (at market)	\$	8650
9. Net settlement from (to) derivatives clearing organizations	\$	8660
10. Cleared swaps options		
A. Value of open cleared swaps long option contracts	\$	8670
B. Value of open cleared swaps short option contracts	\$ (8680)
11. Net equities with other FCMs		
A. Net liquidating equity	\$	8690
B. Securities representing investment of cleared swaps customers' funds (at market)	\$	8700
C. Securities held for particular cleared swaps customers in lieu of cash (at market)	\$	8710
12. Cleared swaps customer funds on hand (describe: _____)	\$	8715
13. Total amount in cleared swaps customer segregation (add Lines 7 through 12)	\$	8720
14. Excess (deficiency) funds in cleared swaps customer segregation (subtract Line 6 from Line 13)	\$	8730
15. Management target amount for excess funds in cleared swaps segregated accounts	\$	8760
16. Excess (deficiency) funds in cleared swaps customer segregated accounts over (under) management target excess	\$	8770

Items on this page to be reported by a: Futures Commission Merchant

1. Amount required to be segregated in accordance with 17 CFR 32.6	\$ _____	7200
2. Funds/property in segregated accounts		
A. Cash	\$ _____	7210
B. Securities (at market value)	\$ _____	7220
C. Total funds/property in segregated accounts	\$ _____	7230
3. Excess (deficiency) funds in segregation (subtract Line 2C from Line 1)	\$ _____	7240

STATEMENT OF SECURED AMOUNTS AND FUNDS HELD
IN SEPARATE ACCOUNTS FOR FOREIGN FUTURES
AND FOREIGN OPTIONS CUSTOMERS PURSUANT TO CFTC REGULATION 30.7

Items on this page to be reported by a: Futures Commission Merchant

FOREIGN FUTURES AND FOREIGN OPTIONS SECURED AMOUNTS

Amount required to be set aside pursuant to law, rule or regulation of a foreign government or a rule of a self-regulatory organization authorized thereunder	\$	_____	7305
1. Net ledger balance - Foreign futures and foreign option trading - All Customers			
A. Cash	\$	_____	7315
B. Securities (at market)	\$	_____	7317
2. Net unrealized profit (loss) in open futures contracts traded on a foreign board of trade	\$	_____	7325
3. Exchange traded options			
A. Market value of open option contracts purchased on a foreign board of trade	\$	_____	7335
B. Market value of open contracts granted (sold) on a foreign board of trade	\$	_____	7337
4. Net equity (deficit)(add lines 1, 2, and 3.)	\$	_____	7345
5. Accounts liquidating to a deficit and accounts with debit balances - gross amount	\$	_____	7351
Less: amount offset by customer owned securities	\$(_____)	7352
	\$	_____	7354
6. Amount required to be set aside as the secured amount - Net Liquidating Equity Method (add lines 4 and 5)	\$	_____	7355
7. Greater of amount required to be set aside pursuant to foreign jurisdiction (above) or line 6.	\$	_____	7360

STATEMENT OF SECURED AMOUNTS AND FUNDS HELD
IN SEPARATE ACCOUNTS FOR FOREIGN FUTURES
AND FOREIGN OPTIONS CUSTOMERS PURSUANT TO CFTC REGULATION 30.7

Items on this page to be reported by: Futures Commission Merchant

FUNDS DEPOSITED IN SEPARATE 17 CFR. 30.7 ACCOUNTS

1. Cash in banks			
A. Banks located in the United States	\$	7500	
B. Other banks qualified under 17 CFR. 30.7			
Name(s):	7510	\$	7520 \$ 7530
2. Securities			
A. In safekeeping with banks located in the United States	\$	7540	
B. In safekeeping with other banks designated by 17 CFR. 30.7			
Name(s):	7550	\$	7560 \$ 7570
3. Equities with registered futures commission merchants			
A. Cash	\$	7580	
B. Securities	\$	7590	
C. Unrealized gain (loss) on open futures contracts	\$	7600	
D. Value of long option contracts	\$	7610	
E. Value of short option contracts	\$(7615	\$ 7620
4. Amounts held by clearing organizations of foreign boards of trade			
Name(s):	7630		
A. Cash	\$	7640	
B. Securities		7650	
C. Amount due to (from) clearing organizations - daily variation	\$	7660	
D. Value of long option contracts	\$	7670	
E. Value of short option contracts	\$(7675	\$ 7680
5. Amounts held by members of foreign boards of trade			
Name(s):	7690		
A. Cash	\$	7700	
B. Securities	\$	7710	
C. Unrealized gain (loss) on open futures contracts	\$	7720	
D. Value of long option contracts	\$	7730	
E. Value of short option contracts	\$(7735	\$ 7740
6. Amounts with other depositories designated by a foreign board of trade			
Name(s):	7750		\$ 7760
7. Segregated funds on hand (describe:)			
			\$ 7765
8. Total funds in separate 17 CFR 30.7 accounts			
			\$ 7770
9. Excess (deficiency) set aside funds for secured amount			
(Line Item 7770 minus Line Item 7360)			\$ 7380
10. Management target amount for excess funds in separate 17 CFR 30.7 accounts			
			\$ 7780
11. Excess (deficiency) funds in separate 17 CFR 30.7 accounts over (under) management target excess			
			\$ 7785

FOCUS
Report
Part II
Schedule 1

Items on this page to be reported by:

Stand-Alone Broker-Dealer
Stand-Alone SBSB
Broker-Dealer SBSB
Stand-Alone MSBSP
Broker-Dealer MSBSP

Aggregate Securities, Commodities, and Swaps Positions	LONG/BOUGHT		SHORT/SOLD			
1. U.S. treasury securities	\$	87,302,599	8200	\$	1,011,469,701	8201
2. U.S. government agency and U.S. government-sponsored enterprises	\$	1,124,172,103	8210	\$		8211
A. Mortgage-backed securities issued by U.S. government agency and U.S. government-sponsored enterprises	\$	1,028,862,457	18001	\$		18002
B. Debt securities issued by U.S. government agency and U.S. government-sponsored enterprises	\$	95,309,646	18003	\$		18004
3. Securities issued by states and political subdivisions in the U.S	\$	90,973,488	8220	\$		8221
4. Foreign securities:						
A. Debt securities	\$	43,943,461	8230	\$	34,638,710	8231
B. Equity securities	\$		8235	\$		8236
5. Money Market Instruments	\$	499,902	8240	\$		8241
6. Private Label Mortgage Backed Securities	\$		8250	\$		8251
7. Other asset-backed securities	\$	50,957,466	8260	\$		8261
8. Corporate obligations	\$	639,470,524	8270	\$	500,736,211	8271
9. Stocks and warrants (other than arbitrage positions)	\$	7,283,334	8280	\$	7,557,185	8281
10. Arbitrage	\$		8290	\$		8291
11. Spot commodities	\$		8330	\$		8331
12. Other securities and commodities	\$		8360	\$		8361
13. Securities with no ready market						
A. Equity	\$		8340	\$		8341
B. Debt	\$		8345	\$		8346
C. Other	\$		8350	\$		8351
D. Total securities with no ready market	\$		12777	\$		12782
14. Total net securities and spot commodities (sum of Lines 1-12 and 13D)	\$	2,044,602,877	12778	\$	1,554,401,807	12783
15. Security-based swaps						
A. Cleared	\$	929,408	12106	\$	0	12114
B. Non-cleared	\$	0	12107	\$	0	12115
16. Mixed swaps						
A. Cleared	\$		12108	\$		12116
B. Non-cleared	\$		12109	\$		12117
17. Swaps						
A. Cleared	\$	0	12110	\$	919,089	12118
B. Non-cleared	\$	0	12111	\$	0	12119
18. Other derivatives and options	\$	2,446,845	8295	\$	4,426,256	8296
19. Counterparty netting	\$	(182,135)	12779	\$	(182,135)	12784
20. Cash collateral netting	\$	(921,698)	12780	\$	(1,986,095)	12785
21. Total derivative receivables and payables (sum of Lines 15-20)	\$	2,272,420	12781	\$	3,177,115	12786
22. Total net securities, commodities, and swaps positions (sum of Lines 14 and 21)	\$	2,046,875,297	8370	\$	1,557,578,922	8371

Name of Firm: TRUIST SECURITIES, INC.

As of: 12/31/2021

**SCHEDULE 2 – CREDIT CONCENTRATION REPORT FOR
FIFTEEN LARGEST EXPOSURES IN DERIVATIVES**

2022-01-26 03:41PM EST
Status: Accepted

**FOCUS
Report
Part II
Schedule 2**

Items on this page to be reported by: Stand-Alone Broker-Dealer (Authorized to use models)
Stand-Alone SBSB
Broker-Dealer SBSB
Stand-Alone MSBSP
Broker-Dealer MSBSP

I. By Current Net Exposure

Counterparty Identifier	Gross Replacement Value		Net Replacement Value	Current Net Exposure	Current Net and Potential Exposure	Margin Collected	
	Receivable (Gross Gain)	Payable (Gross Loss)					
1. _____	12120	12135	12151	12167	12183	12199	12215
2. _____	12121	12136	12152	12168	12184	12200	12216
3. _____	12122	12137	12153	12169	12185	12201	12217
4. _____	12123	12138	12154	12170	12186	12202	12218
5. _____	12124	12139	12155	12171	12187	12203	12219
6. _____	12125	12140	12156	12172	12188	12204	12220
7. _____	12126	12141	12157	12173	12189	12205	12221
8. _____	12127	12142	12158	12174	12190	12206	12222
9. _____	12128	12143	12159	12175	12191	12207	12223
10. _____	12129	12144	12160	12176	12192	12208	12224
11. _____	12130	12145	12161	12177	12193	12209	12225
12. _____	12131	12146	12162	12178	12194	12210	12226
13. _____	12132	12147	12163	12179	12195	12211	12227
14. _____	12133	12148	12164	12180	12196	12212	12228
15. _____	12134	12149	12165	12181	12197	12213	12229
All other counterparties	12150	12166	12182	12198	12214	12230	12230
Totals:	7810	7811	7812	7813	7814	12231	12231

II. By Current Net and Potential Exposure

Counterparty Identifier	Gross Replacement Value		Net Replacement Value	Current Net Exposure	Current Net and Potential Exposure	Margin Collected	
	Receivable (Gross Gain)	Payable (Gross Loss)					
1. _____	12232	12247	12264	12281	12298	12315	12332
2. _____	12233	12248	12265	12282	12299	12316	12333
3. _____	12234	12249	12266	12283	12300	12317	12334
4. _____	12235	12250	12267	12284	12301	12318	12335
5. _____	12236	12251	12268	12285	12302	12319	12336
6. _____	12237	12252	12269	12286	12303	12320	12337
7. _____	12238	12253	12270	12287	12304	12321	12338
8. _____	12239	12254	12271	12288	12305	12322	12339
9. _____	12240	12255	12272	12289	12306	12323	12340
10. _____	12241	12256	12273	12290	12307	12324	12341
11. _____	12242	12257	12274	12291	12308	12325	12342
12. _____	12243	12258	12275	12292	12309	12326	12343
13. _____	12244	12259	12276	12293	12310	12327	12344
14. _____	12245	12260	12277	12294	12311	12328	12345
15. _____	12246	12261	12278	12295	12312	12329	12346
All other counterparties	12262	12279	12296	12313	12330	12347	12347
Totals:	12263	12280	12297	12314	12331	12348	12348

Name of Firm: _____

As of: _____

SCHEDULE 3 – PORTFOLIO SUMMARY OF DERIVATIVES EXPOSURES
BY INTERNAL CREDIT RATING

2022-01-26 03:41PM EST
 Status: Accepted

**FOCUS
 Report
 Part II
 Schedule 3**

Items on this page to be reported by: Stand-Alone Broker-Dealer (Authorized to use models)
 Stand-Alone SBSB
 Broker-Dealer SBSB
 Stand-Alone MSBSP
 Broker-Dealer MSBSP

	Internal Credit Rating	Gross Replacement Value		Net Replacement Value	Current Net Exposure		Current Net and Potential Exposure		Margin Collected
		Receivable	Payable						
1.	12349	\$ 12386	\$ 12423	\$ 12460	\$ 12497	\$ 12534	\$ 12572		
2.	12350	\$ 12387	\$ 12424	\$ 12461	\$ 12498	\$ 12535	\$ 12573		
3.	12351	\$ 12388	\$ 12425	\$ 12462	\$ 12499	\$ 12536	\$ 12574		
4.	12352	\$ 12389	\$ 12426	\$ 12463	\$ 12500	\$ 12537	\$ 12575		
5.	12353	\$ 12390	\$ 12427	\$ 12464	\$ 12501	\$ 12538	\$ 12576		
6.	12354	\$ 12391	\$ 12428	\$ 12465	\$ 12502	\$ 12539	\$ 12577		
7.	12355	\$ 12392	\$ 12429	\$ 12466	\$ 12503	\$ 12540	\$ 12578		
8.	12356	\$ 12393	\$ 12430	\$ 12467	\$ 12504	\$ 12541	\$ 12579		
9.	12357	\$ 12394	\$ 12431	\$ 12468	\$ 12505	\$ 12542	\$ 12580		
10.	12358	\$ 12395	\$ 12432	\$ 12469	\$ 12506	\$ 12543	\$ 12581		
11.	12359	\$ 12396	\$ 12433	\$ 12470	\$ 12507	\$ 12544	\$ 12582		
12.	12360	\$ 12397	\$ 12434	\$ 12471	\$ 12508	\$ 12545	\$ 12583		
13.	12361	\$ 12398	\$ 12435	\$ 12472	\$ 12509	\$ 12546	\$ 12584		
14.	12362	\$ 12399	\$ 12436	\$ 12473	\$ 12510	\$ 12547	\$ 12585		
15.	12363	\$ 12400	\$ 12437	\$ 12474	\$ 12511	\$ 12548	\$ 12586		
16.	12364	\$ 12401	\$ 12438	\$ 12475	\$ 12512	\$ 12549	\$ 12587		
17.	12365	\$ 12402	\$ 12439	\$ 12476	\$ 12513	\$ 12550	\$ 12588		
18.	12366	\$ 12403	\$ 12440	\$ 12477	\$ 12514	\$ 12551	\$ 12589		
19.	12367	\$ 12404	\$ 12441	\$ 12478	\$ 12515	\$ 12552	\$ 12590		
20.	12368	\$ 12405	\$ 12442	\$ 12479	\$ 12516	\$ 12553	\$ 12591		
21.	12369	\$ 12406	\$ 12443	\$ 12480	\$ 12517	\$ 12554	\$ 12592		
22.	12370	\$ 12407	\$ 12444	\$ 12481	\$ 12518	\$ 12555	\$ 12593		
23.	12371	\$ 12408	\$ 12445	\$ 12482	\$ 12519	\$ 12556	\$ 12594		
24.	12372	\$ 12409	\$ 12446	\$ 12483	\$ 12520	\$ 12557	\$ 12595		
25.	12373	\$ 12410	\$ 12447	\$ 12484	\$ 12521	\$ 12558	\$ 12596		
26.	12374	\$ 12411	\$ 12448	\$ 12485	\$ 12522	\$ 12559	\$ 12597		
27.	12375	\$ 12412	\$ 12449	\$ 12486	\$ 12523	\$ 12560	\$ 12598		
28.	12376	\$ 12413	\$ 12450	\$ 12487	\$ 12524	\$ 12561	\$ 12599		
29.	12377	\$ 12414	\$ 12451	\$ 12488	\$ 12525	\$ 12562	\$ 12600		
30.	12378	\$ 12415	\$ 12452	\$ 12489	\$ 12526	\$ 12563	\$ 12601		
31.	12379	\$ 12416	\$ 12453	\$ 12490	\$ 12527	\$ 12564	\$ 12602		
32.	12380	\$ 12417	\$ 12454	\$ 12491	\$ 12528	\$ 12565	\$ 12603		
33.	12381	\$ 12418	\$ 12455	\$ 12492	\$ 12529	\$ 12566	\$ 12604		
34.	12382	\$ 12419	\$ 12456	\$ 12493	\$ 12530	\$ 12567	\$ 12605		
35.	12383	\$ 12420	\$ 12457	\$ 12494	\$ 12531	\$ 12568	\$ 12606		
36.	12384	\$ 12421	\$ 12458	\$ 12495	\$ 12532	\$ 12569	\$ 12607		
Unrated	12385	\$ 12422	\$ 12459	\$ 12496	\$ 12533	\$ 12570	\$ 12608		
Totals		\$ 7822	\$ 7823	\$ 7821	\$ 7820	\$ 12571	\$ 12609		

Name of Firm: _____

As of: _____

**SCHEDULE 4 – GEOGRAPHIC DISTRIBUTION OF DERIVATIVES EXPOSURES
FOR TEN LARGEST COUNTRIES**

2022-01-26 03:41PM EST
Status: Accepted

**FOCUS
Report
Part II
Schedule 4**

Items on this page to be reported by: Stand-Alone Broker-Dealer (Authorized to use models)
Stand-Alone SBSB
Broker-Dealer SBSB
Stand-Alone MSBSP
Broker-Dealer MSBSP

I. By Current Net Exposure

Country	Gross Replacement Value		Net Replacement Value	Current Net Exposure	Current Net and Potential Exposure		Margin Collected
	Receivable	Payable			Potential Exposure		
1.	12610	\$ 12620	\$ 12630	\$ 12640	\$ 12650	\$ 12661	\$ 12671
2.	12611	\$ 12621	\$ 12631	\$ 12641	\$ 12651	\$ 12662	\$ 12672
3.	12612	\$ 12622	\$ 12632	\$ 12642	\$ 12652	\$ 12663	\$ 12673
4.	12613	\$ 12623	\$ 12633	\$ 12643	\$ 12653	\$ 12664	\$ 12674
5.	12614	\$ 12624	\$ 12634	\$ 12644	\$ 12654	\$ 12665	\$ 12675
6.	12615	\$ 12625	\$ 12635	\$ 12645	\$ 12655	\$ 12666	\$ 12676
7.	12616	\$ 12626	\$ 12636	\$ 12646	\$ 12656	\$ 12667	\$ 12677
8.	12617	\$ 12627	\$ 12637	\$ 12647	\$ 12657	\$ 12668	\$ 12678
9.	12618	\$ 12628	\$ 12638	\$ 12648	\$ 12658	\$ 12669	\$ 12679
10.	12619	\$ 12629	\$ 12639	\$ 12649	\$ 12659	\$ 12670	\$ 12680
Totals		\$ 7803	\$ 7804	\$ 7802	\$ 12660	\$ 7801	\$ 12681

II. By Current Net and Potential Exposure

Country	Gross Replacement Value		Net Replacement Value	Current Net Exposure	Current Net and Potential Exposure		Margin Collected
	Receivable	Payable			Potential Exposure		
1.	12682	\$ 12692	\$ 12703	\$ 12714	\$ 12725	\$ 12736	\$ 12747
2.	12683	\$ 12693	\$ 12704	\$ 12715	\$ 12726	\$ 12737	\$ 12748
3.	12684	\$ 12694	\$ 12705	\$ 12716	\$ 12727	\$ 12738	\$ 12749
4.	12685	\$ 12695	\$ 12706	\$ 12717	\$ 12728	\$ 12739	\$ 12750
5.	12686	\$ 12696	\$ 12707	\$ 12718	\$ 12729	\$ 12740	\$ 12751
6.	12687	\$ 12697	\$ 12708	\$ 12719	\$ 12730	\$ 12741	\$ 12752
7.	12688	\$ 12698	\$ 12709	\$ 12720	\$ 12731	\$ 12742	\$ 12753
8.	12689	\$ 12699	\$ 12710	\$ 12721	\$ 12732	\$ 12743	\$ 12754
9.	12690	\$ 12700	\$ 12711	\$ 12722	\$ 12733	\$ 12744	\$ 12755
10.	12691	\$ 12701	\$ 12712	\$ 12723	\$ 12734	\$ 12745	\$ 12756
Totals		\$ 12702	\$ 12713	\$ 12724	\$ 12735	\$ 12746	\$ 12757

Name of Firm: _____

As of: _____